



Giant stand assembling instructions







Peel off all the protective film from all the parts




Pick up ITEM D, ITEM E, BAG A, BAG B, BAG C, 16 pcs of screws and the allen key



Install all the extensions like in the picture. ITEM A is with BAG C
ITEM B with BAG B and ITEM C with BAG A



Install like in the picture ITEM A, ITEM C, and ITEM B



You have finished!